

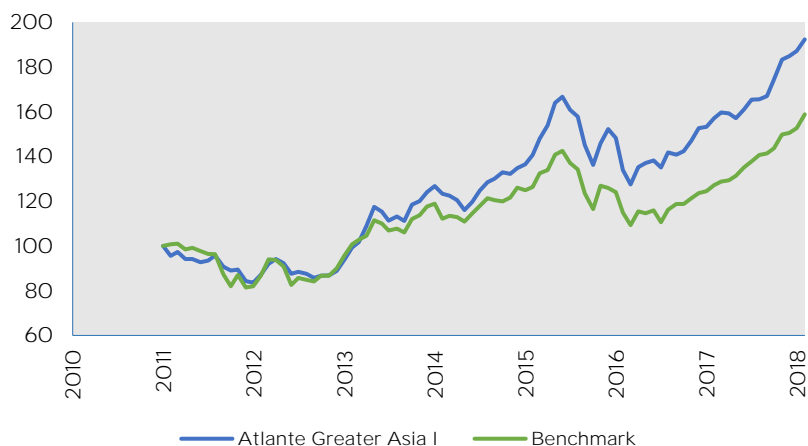
About Albemarle Asset Management

Albemarle Asset Management was founded in London in 2003. The company provides both individual and collective management services for private and institutional investors, financial and capital management consultancy, and managed investment solutions. Our services cover global financial markets and our expertise enables us to offer diverse set of investment instruments and strategies.

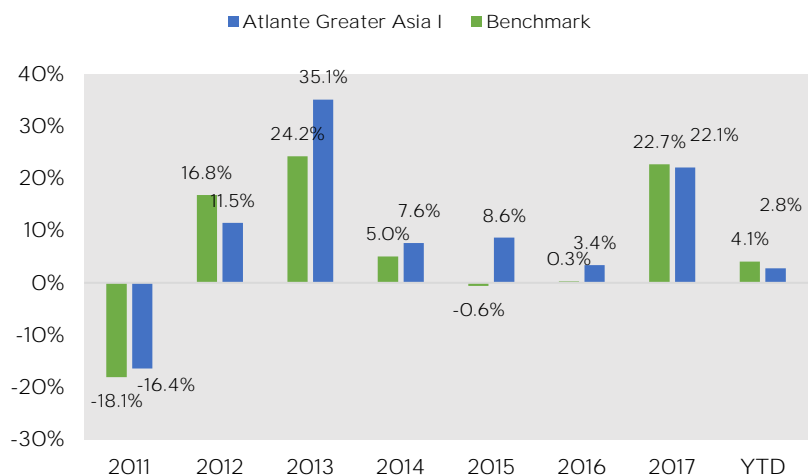
Performance

| | YTD | 1M | 3YR | 5YR | Inception |
|-----------|------------|-------------|--------|------------|--------------|
| Fund | 2.77% | 2.77% | 36.73% | 93.58% | 92.38% |
| Benchmark | 4.06% | 4.06% | 25.65% | 57.60% | 58.86% |
| | Best Month | Worst Month | CAGR | Volatility | Sharpe Ratio |
| Fund | 7.69% | -9.65% | 9.56% | 10.60% | 3.21 |
| Benchmark | 9.03% | -9.31% | 6.67% | 9.19% | 3.90 |

Chart Performance



Returns



Fund Objective

Atlante Greater Asia Fund is a sub-fund of Atlante Funds Plc. The fund objective is to achieve long term capital appreciation by investing in the Asian markets including, in particular, Japan, Hong Kong, Singapore, Korea and Indonesia. The fund will implement a flexible strategy with predominant exposure to East Asia.

Fund Information

| | |
|--------------------------|-----------------------------------------------------------------------------------------------------------------|
| Company | Atlante Funds Plc |
| Investment Manager | Albemarle Asset Management Ltd |
| Bloomberg | ATGASII ID |
| ISIN | IE00B50NJJG20 |
| Inception | 14/01/2011 |
| Currency | EUR |
| Fund Manager | Albemarle Asset Management Ltd |
| Management Fees | 0.75% p.a. |
| Benchmark | 90% MSCI Far East Asia Local currency |
| Performance Fees | 20% of the appreciated value return which exceeds the benchmark return of 90% MSCI Far East Asia Local currency |
| NAV | Daily |
| Cut-Off | T-1 before 1pm Irish Time |
| Settlement date for sub. | T+2 Irish Business Days |
| Settlement date for red. | T+2 Irish Business Days |
| Domicile | Ireland |
| Auditors | Deloitte |
| Depository | Northern Trust Fiduciary Services (Ireland) Ltd |
| Category | UCITS V |
| AUM (umbrella level) | € 5.83 Million |

Ratings and Awards

★★★★ Morningstar Rating™

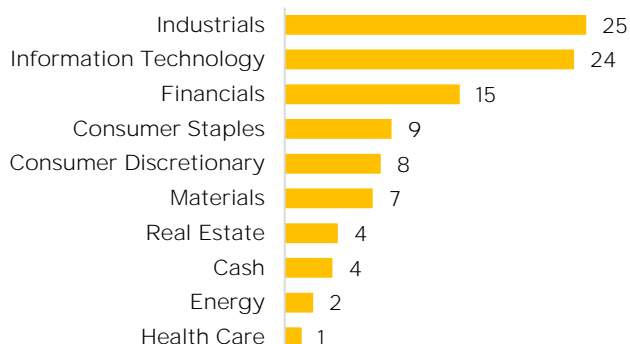
Important Information

The information contained within this document is for the use of Institutional and Professional Investors only

Source: Bloomberg

* Please note data is at month-end

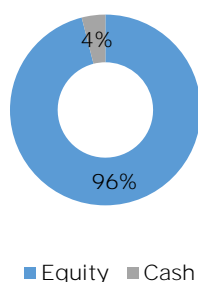
Sector Breakdown (%) *



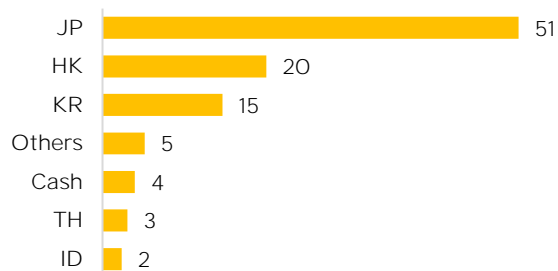
Top Holdings *

| | |
|-----------------------------|---------------|
| Lyxor MSCI Taiwan UCITS ETF | 5.14% |
| Maruwa Co Ltd/Aichi | 2.71% |
| Silicon Works Co Ltd | 2.63% |
| SMC Corp | 2.37% |
| China Molybdenum Col Ltd | 1.86% |
| Total | 14.71% |

Asset Allocation *



Country Breakdown (%) *



Commentary

Global equity market started 2018 on a strong note, but market volatility increased due to further upside pressure on global interest rates. The World Bank raised its outlook for 2018 to 3.1% from 2.9% due to a stronger expansion in the Emerging Markets. The regional economic sentiment remains expansive and geo-political risks were lower with North Korea willing to open a dialogue with South Korea. We expect equity market volatility to increase on the back of rising global yields. Still, the strong economic growth should allow companies to compensate higher financing costs with better sales/margins. Volatility could further arrive from currency markets as the US Government is talking the Greenback lower and uncertainty exists on possible shortfalls in the US Deficit. Asian valuations continue to trail the US and Europe, while regional growth is clearly more robust. The institutional class of the fund closed the first month of the year with an increase of 2.77%, the Retail class + 2.70%. The strength of the Euro was the main cause of the fund's underperformance of 1.67%, respectively 1.74% against its MSCI Far East Benchmark. The result was supported by strong performances in Japan, China and Indonesia, while our exposure in South Korea was hurt from profit taking in the technology segment. Oil & Gas, Resource, Financials and Industrial sectors reflected the general view among investors of further economic expansion in 2018. We are looking to increase exposure towards ASEAN if the rally in commodity prices is strengthening further.

Disclaimer

This information is being communicated by Albemarle Asset Management Limited, which is authorised and regulated by the Financial Conduct Authority. This material is for information only and does not constitute an offer or recommendation to buy or sell any investment, or subscribe to any investment management or advisory service. It is only directed and may only be distributed to persons who are Professional Clients or Eligible Counterparties and is not, under any circumstances, intended for distribution to the general public. With investment, your capital is at risk and the value of an investment and the income from it can go up as well as down, it may be affected by exchange rate variations and you may not get back the amount invested. Past performance is not necessarily a guide to future performance. We do not represent that this information, including any third party information, is accurate or complete and it should not be relied upon as such. Opinions expressed herein reflect the opinion of Albemarle Asset Management Limited and are subject to change without notice. No part of this document may be reproduced in any manner without the written permission of Albemarle Asset Management Limited, however recipients may pass on this document but only to others falling within this category. This information should be read in conjunction with the relevant fund documentation which may include the fund's prospectus, simplified prospectus or supplement documentation and if you are unsure if any of the products and portfolios featured are the right choice for you, please seek independent financial advice provided by regulated third parties.