

Marketing Communication

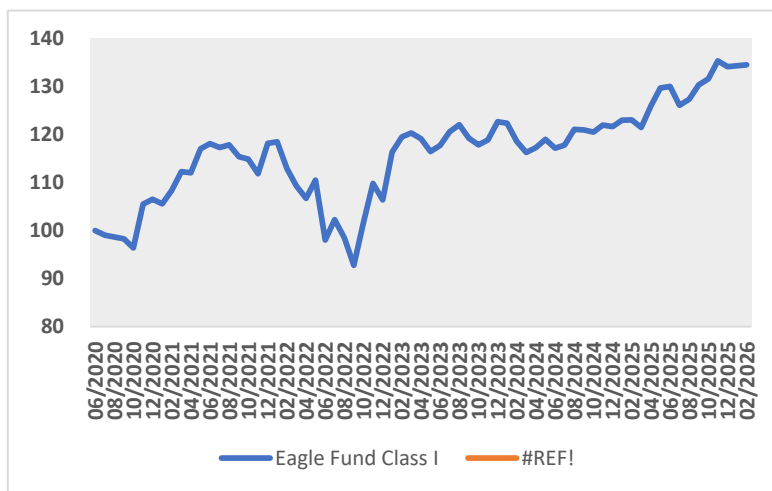
About Albemarle Asset Management

Founded in London in 2003. Companies house incorporation filing, 25 Jult 2003. The company provides individual and collective management services for private and institutional investors, financial and capital management consultancy, and managed investment solutions. Our expertise enables a diverse offering of investment instruments and strategies.

Performance: past returns doesn't predict future returns

	YTD	1M	3 mo	6 mo	Inception
Fund	0.30%	0.12%	-0.62%	5.61%	34.49%
	Best Mth	Worst Mth	CAGR	Vol	
Fund	9.73%	-11.24%	5.29%	6.84%	

Chart Performance



Fund Objective

The primary objective of the Eagle Fund is to achieve long-term capital growth. The Fund aims to achieve long term capital appreciation by investing predominantly in a diversified portfolio of listed and unlisted global equities and equity related-securities bonds, fixed & variable income securities of various issuers.

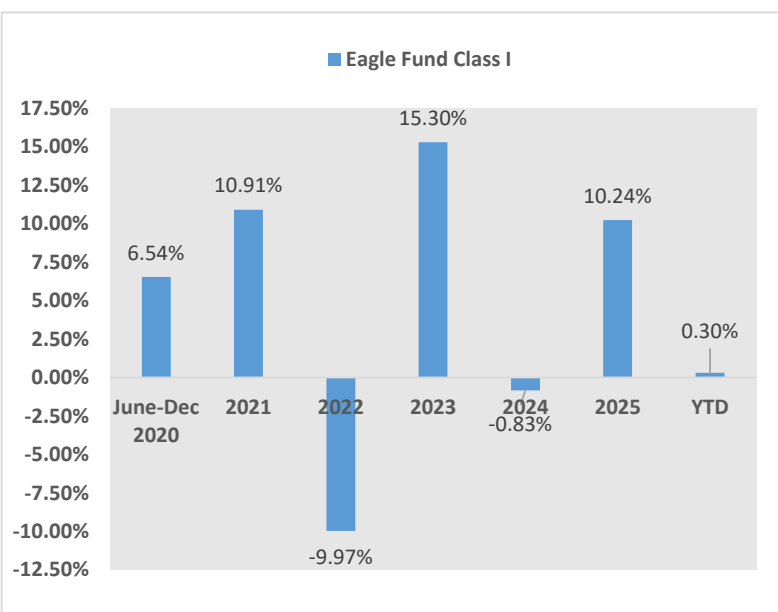
Fund Information

Company	Albemarle Alternative Funds PLC
Investment Manager	Albemarle Asset Management Ltd
Bloomberg	AEAGLEI ID Equity
ISIN	IE00BKPLQS76
Inception	12/06/2020
	EUR
Fund Manager	Albemarle Asset Management Ltd
Management Fees	1.50% p.a.
Performance Fees	20% of the amount by which the NAV exceeds the High Watermark level
NAV	Monthly
Cut-Off for sub.	T-1 before 2.30pm Irish Time
Cut-Off for red.	T-30 before 2.30pm Irish Time
Stlmt date for sub.	T+2 Irish Business Days
Stlmt date for red.	T+5 Irish Business Days
Domicile	Ireland
Auditors	Grant Thornton
Depository	Northern Trust Fiduciary Services (Ireland) Ltd
Category	QIAIF

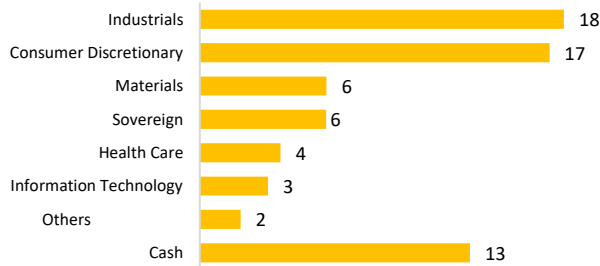
Important Information

This document is for the use of Institutional and Professional investors only. Investor rights are available at the website: albemarleasset.com in both Italian and English. The UCITS management company and the AIFM may cease cross-border marketing at any time.

* Data source: Bloomberg



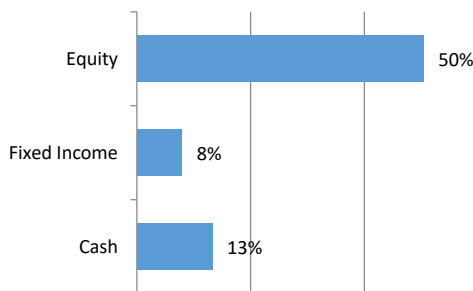
Sector Breakdown Net Exposure (%)



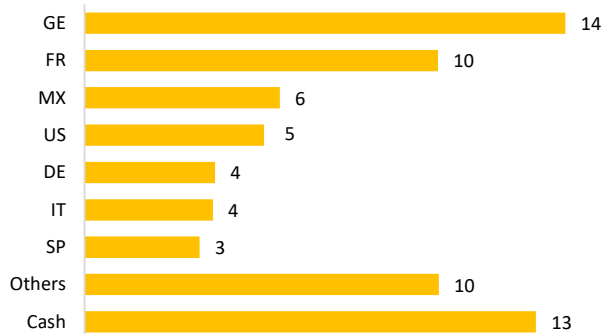
Top Holdings

FILA SPA	8.54%
MULTIPLY GROUP SPA	8.21%
JUNGHEINRICH - PRFD	6.24%
REPLY SPA	5.64%
INTERPUMP GROUP SPA	3.99%
Total	32.62%

Asset Allocation Exposure



Country Breakdown Net Exposure



Commentary

Important Information and Key Risks: please refer to the KIID and prospectus for full risk details

Investing in the Fund involves material risks, including equity market risks, sector concentration, currency and liquidity risks; the capital invested and any income may rise or fall, and investors could lose the full amount invested, and the Fund may lose value. This information is communicated by Albemarle Asset Management Limited, which is authorised and regulated by the Financial Conduct Authority. This material does not constitute a recommendation to buy or sell any investment, or subscribe to any investment management or advisory service. This can only be distributed to persons who are Professional Clients or Eligible Counterparties, not intended for the general public. Returns expressed in EUR may rise or fall for investors whose local currency is different. You may not get back the amount invested. We do not represent that this information, including any third party information, is accurate or complete and it should not be relied upon as such. Opinions expressed herein reflect the opinion of Albemarle Asset Management Limited and are subject to change without notice. No part of this document may be reproduced in any manner without the written permission of Albemarle Asset Management Limited, however recipients may pass on this document but only to others falling within this category. This information should be read alongside the fund's prospectus (the prospectus and KID are available in English) or supplement documentation before making an investment decision. If you are unsure if any of the products and portfolios featured are the right choice for you, please seek independent financial advice provided by regulated third parties.