

Marketing Communication

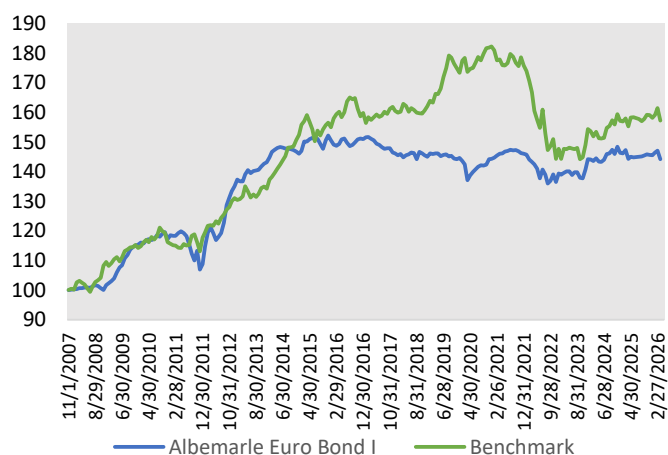
About Albemarle Asset Management

Founded in London in 2003. Companies house incorporation filing, 25 July 2003. The company provides individual and collective management services for private and institutional investors, financial and capital management consultancy, and managed investment solutions. Our expertise enables a diverse offering of investment instruments and strategies.

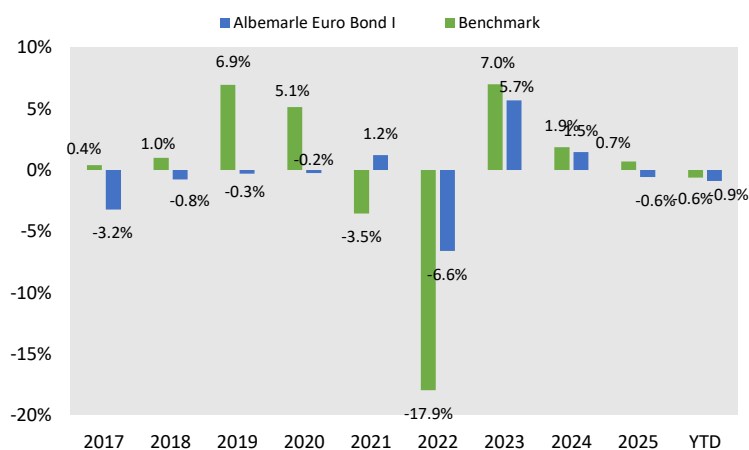
Performance: past returns doesn't predict future returns

	YTD	1M	3YR	5YR	Inception
Fund	-0.87%	-1.91%	3.31%	-1.21%	44.22%
Benchmark	-0.61%	-2.60%	6.45%	-11.61%	57.23%
	Best Mth	Worst Mth	CAGR	Vol	Sharpe R.
Fund	5.48%	-5.62%	2.00%	2.58%	-0.84
Benchmark	4.02%	-4.94%	2.48%	4.23%	-0.77

Chart Performance



Returns



Different Share Classes

Class	NAV	YTD	1M	3YR	5YR	Since Inception	Inception Dat	Management Fee	ISIN
A	Daily	-0.96%	-1.93%	2.08%	-3.16%	15.13%	28/01/2011	0.8% p.a.	IE00B56Y2Z99
MC	Daily	-1.13%	-2.00%	-0.02%	-6.49%	-8.77%	22/02/2013	1.50% p.a.	IE00B8S75Y75

Albemarle Asset Management Limited, 21 Upper Brook Street, London W1K 7PY

Tel: +44 (0)2072907730 - www.albemarleasset.com - albemarlefunds@albemarleasset.com

Fund Objective

Albemarle Euro Bond Fund is a sub-fund of Albemarle Funds Plc, an open-ended investment company with variable capital incorporated in Ireland. The investment objective of the sub-fund is to achieve capital preservation by investing in Investment Grade and Non-Investment Grade Corporate Eurobonds and Government issues. Please refer to page 2 for key risks. The fund is actively managed.

Fund Information

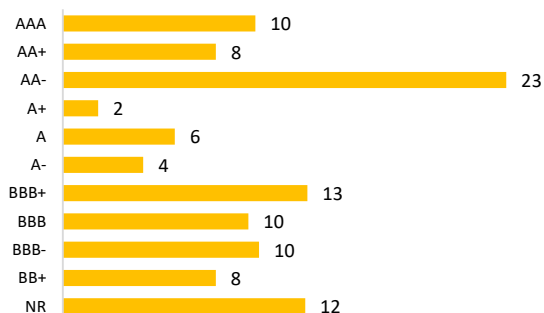
Company	Albemarle Funds Plc
Investment Manager	Albemarle Asset Management Ltd
Bloomberg	ATEURBD ID
ISIN	IE00B28YL824
Inception	01/11/2007
Currency	EUR
Fund Manager	Albemarle Asset Management Ltd
Management Fees	0.40% p.a (Class I)
Benchmark	JP Morgan Government Bond Emu
Performance Fees	25% of the appreciated return value which exceeds the benchmark return of JP Morgan Global Government Bond EMU index
NAV	Daily
Cut-Off	T-1 before 1pm Irish Time
Stlmt date for sT+2	Irish Business Days
Stlmt date for rT+2	Irish Business Days
Domicile	Ireland
Auditors	Grant Thornton
Depository	Northern Trust Fiduciary Services (Ireland) Ltd
Category	UCITS V

Important Information

This document is for the use of Institutional and Professional investors only. Investor rights are available at the website: albemarleasset.com in both Italian and English. The UCITS management company and the AIFM may cease cross-border marketing at any time.

Source: Bloomberg

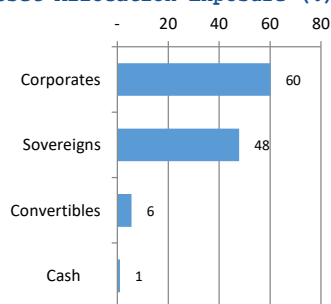
Ratings Breakdown (%)



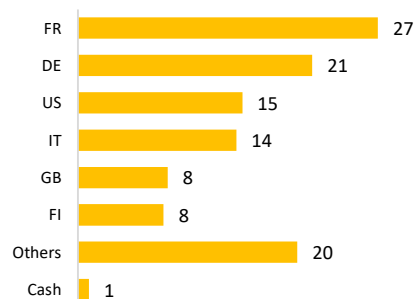
Top Holdings

FRTR 3 1/2 11/25/33	6.01%
FRTR 0.1 03/01/36	5.06%
TIPIM 4 5/8 06/21/29	4.16%
TII 0 7/8 01/15/29	4.08%
FRTR 2.7 02/25/31	3.89%
Total	23.20%

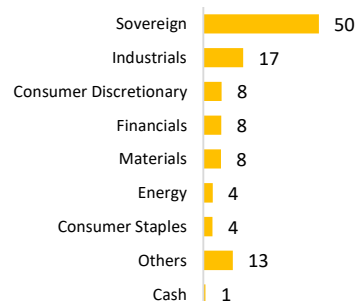
Asset Allocation Exposure (%)



Country Breakdown (%)



Sector Breakdown (%)



Commentary

In April 2026, the institutional share class of the fund outperformed its benchmark. The fund's NAV rose by 0.46%, while the benchmark increased by 0.33%. Year-to-date, the fund's performance stands at -0.41%, compared to -0.28% for the benchmark.

The most significant adjustment in April was hedging half of our U.S. Dollar exposure, equivalent to 8% of the fund's NAV.

This month's performance relative to the benchmark can be broken down into three components. The exposure to the base interest rate curve detracted -0.05% for both the portfolio and the benchmark. The fund's credit spread exposure added 0.26%, compared with 0.12% for the benchmark. Finally, the portfolio earned 0.25% in interest income over the period, versus 0.26% for the benchmark.

The top three contributors to the fund's performance were FRTR 0.1 03/01/36 (a French sovereign inflation linked bond), TII 0 7/8 01/15/29 (a U.S. Treasury inflation-linked bond), and STLA 3 1/2 09/19/30 (Stellantis, a multinational automaker). Contributions were 7bps, 5bps, and 3bps, respectively. There were no bonds with negative performance this month. The weakest performers were BGB 0.9 06/22/29 (a Belgian government bond), RFGB 2 7/8 04/15/29 (a Finnish sovereign bond), and BRBYLN 5 3/4 06/20/30 (Burberry, a British fashion company), each adding 1 bp.

Overall, the portfolio maintains a duration of 5 years, while the benchmark has a duration of 7 years. The fund has an average yield of 3.47% in Euro, and the average rating of the holdings is BBB.

Important Information and Key Risks: please refer to the KIID and prospectus for full risk details

Investing in the Fund involves material risks, including equity market risks, sector concentration, currency and liquidity risks; the capital invested and any income may rise or fall, and investors could lose the full amount invested, and the Fund may lose value. This information is communicated by Albemarle Asset Management Limited, which is authorised and regulated by the Financial Conduct Authority. This material does not constitute a recommendation to buy or sell any investment, or subscribe to any investment management or advisory service. This can only be distributed to persons who are Professional Clients or Eligible Counterparties, not intended for the general public. Returns expressed in EUR may rise or fall for investors whose local currency is different. You may not get back the amount invested. We do not represent that this information, including any third party information, is accurate or complete and it should not be relied upon as such. Opinions expressed herein reflect the opinion of Albemarle Asset Management Limited and are subject to change without notice. No part of this document may be reproduced in any manner without the written permission of Albemarle Asset Management Limited, however recipients may pass on this document but only to others falling within this category. This information should be read alongside the fund's prospectus (the prospectus and KID are available in English) or supplement documentation before making an investment decision. If you are unsure if any of the products and portfolios featured are the right choice for you, please seek independent financial advice provided by regulated third parties.